

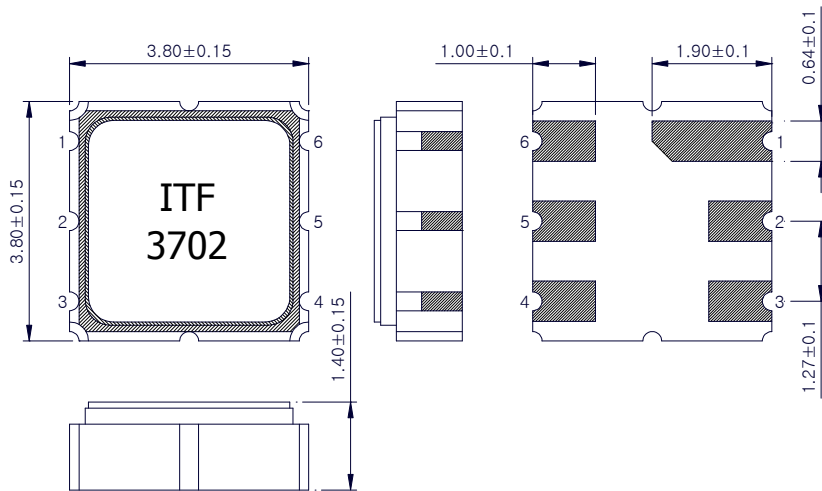
# SAW Bandpass Filter F3702



## Features

- RF bandpass filter
- Usable bandwidth 10.0 MHz
- No matching 50Ω single-ended operation
- Ceramic Surface Mounted Device (SMD) Package (3.8mm × 3.8mm)
- RoHS Compliant

## Package Dimensions



Dimensions shown are nominal in millimeters

Body : Al<sub>2</sub>O<sub>3</sub> Ceramic

Lid : Kovar, Ni Plated

Terminations : Au plating 0.3 ~ 1.0 um, Over a 1.27 ~ 8.89 um  
Ni Plating

Pin Configuration	
2	Input
5	Output
1, 3, 4, 6	Ground

## Maximum Ratings

Parameter	Unit	Minimum	Typical	Maximum
Operating Temperature Range	°C	-30	25	80
Storage Temperature Range	°C	-40	-	85
Power Handling Capability	dBm	-	-	15

Electrostatics Sensitive Device (ESD)

	<b>ITF Co., Ltd.</b> 102-901, Bucheon Technopark 364, Samjeong-Dong, Ojeong-Gu, Bucheon-City, Gyeonggi-Do, Korea 421-809	Part No.	F3702	
		Rev. Date	2018-05-14	
		Rev.	NRTD01-AS06	1/7

# SAW Bandpass Filter F3702




## Specifications

$F_c = 370.0 \text{ MHz}$

		Minimum	Typical	Maximum
Center Frequency ( $F_c$ )	MHz	-	370	-
Insertion Loss ( $F_c \pm 5.0 \text{ MHz}$ )	dB	-	2.2	3.0
Amplitude Ripple ( $F_c \pm 5.0 \text{ MHz}$ )	dB	-	1.0	2.0
3dB Bandwidth	MHz	-	17	-
Absolute Group Delay ( $F_c$ )	nsec	-	80	-
Group Delay Variation ( $F_c \pm 5.0 \text{ MHz}$ )	nsec	-	40	-
VSWR ( $F_c \pm 5.0 \text{ MHz}$ )		-	1.8	2.5
Absolute Attenuation				
D.C. ~ 330.0 MHz	dB	55	60	-
330.0 ~ 345.0 MHz		45	50	-
350.0 MHz		50	60	-
355.0 MHz		40	50	-
385.0 MHz		27	30	-
390.0 ~ 410.0 MHz		30	35	-
410.0 ~ 1000.0 MHz		52	55	-

### Notes :

- 1) All specifications are based on the matching schematic shown below, measured by Agilent Network analyzer and full 2 port calibration.
- 2) Electrical margin has been built into the design to account for the variations due to temperature drift and manufacturing tolerances


	<b>ITF Co., Ltd.</b> 102-901, Bucheon Technopark 364, Samjeong-Dong, Ojeong-Gu, Bucheon-City, Gyeonggi-Do, Korea 421-809	Part No.	F3702	
		Rev. Date	2018-05-14	
		Rev.	NRTD01-AS06	2/7

# SAW Bandpass Filter F3702



## Matching Schematic

( Actual matching values may vary due to PCB layout and parasitics )




## Marking Configuration

ITF<sup>1)</sup>  
3702<sup>2)</sup>

1) Manufacturer name

2) Marking Number

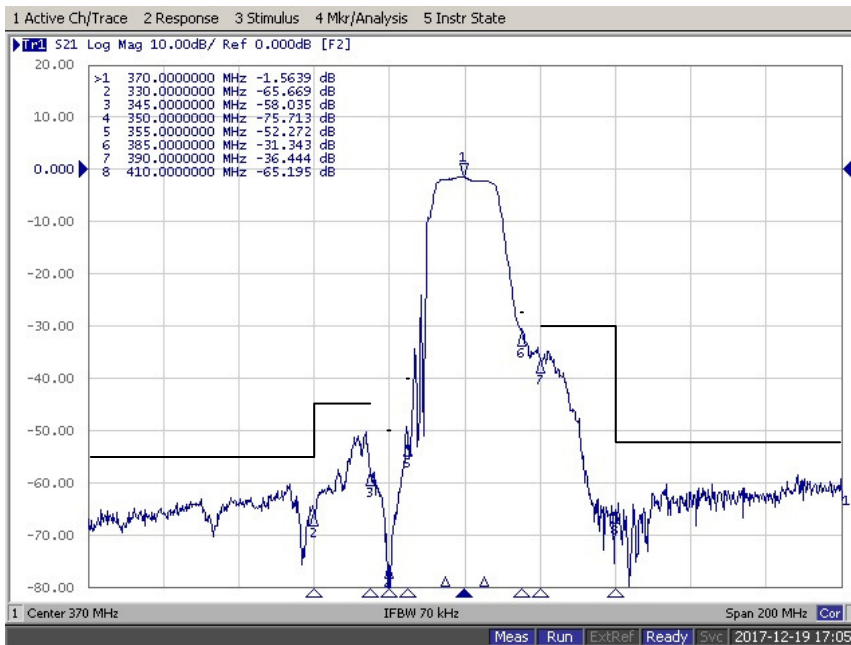
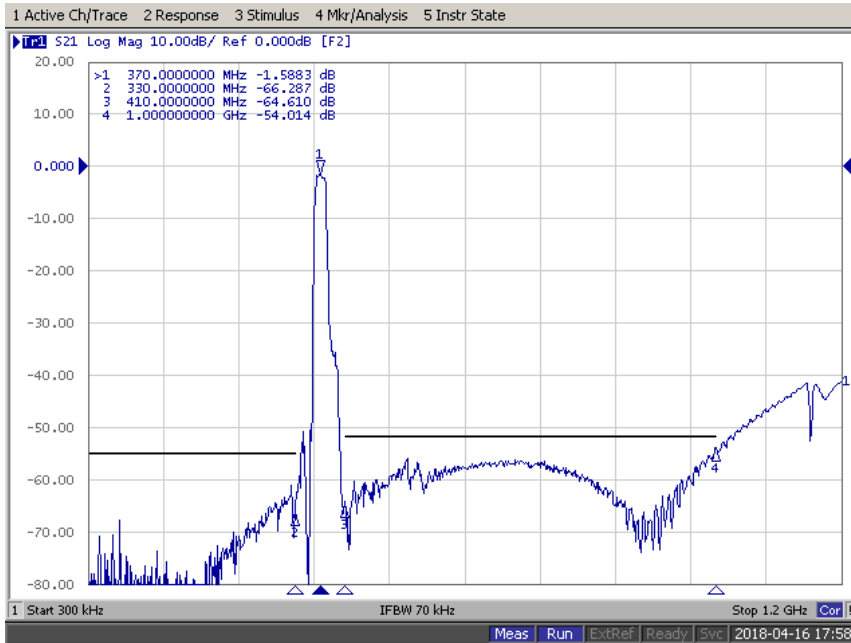
\* Ink or Laser Marking available

 Integrated Technology Future	<b>ITF Co., Ltd.</b> 102-901, Bucheon Technopark 364, Samjeong-Dong, Ojeong-Gu, Bucheon-City, Gyeonggi-Do, Korea 421-809	Part No.	F3702	
		Rev. Date	2018-05-14	
		Rev.	NRTD01-AS06	3/7

# SAW Bandpass Filter F3702



## Typical Performance ( at 25°C )

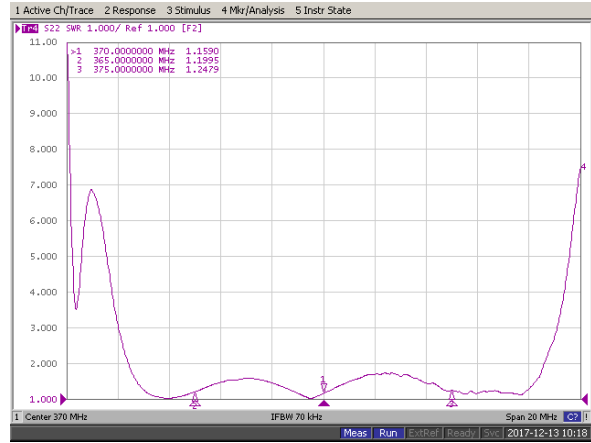
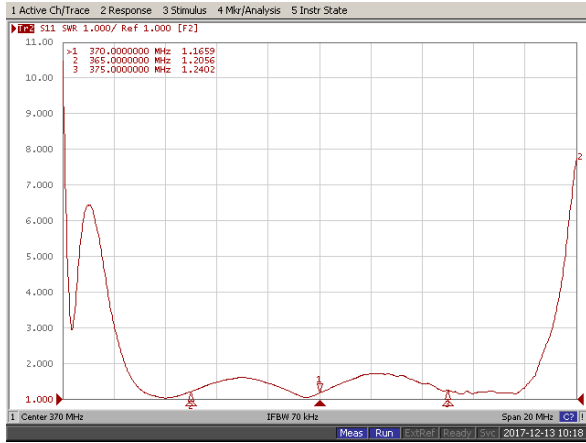


	<b>ITF Co., Ltd.</b> 102-901, Bucheon Technopark 364, Samjeong-Dong, Ojeong-Gu, Bucheon-City, Gyeonggi-Do, Korea 421-809	Part No.	F3702	
		Rev. Date	2018-05-14	
		Rev.	NRTD01-AS06	4/7

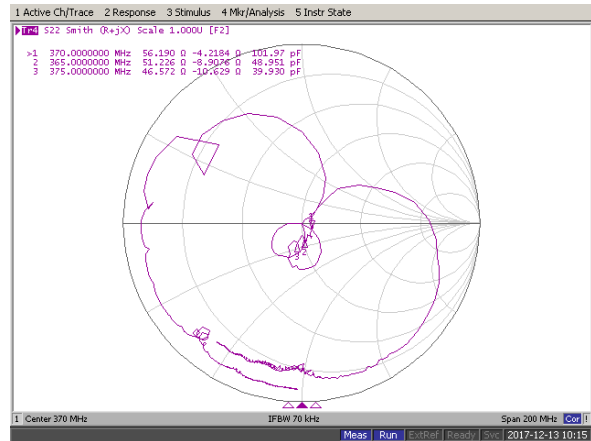
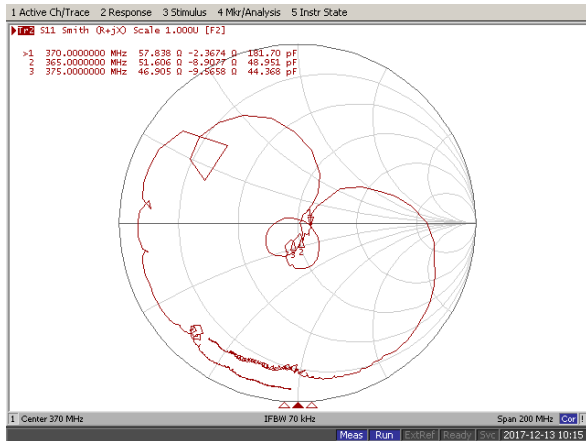
# SAW Bandpass Filter F3702



## Input / Output VSWR Charts



## Input / Output Smith Charts



**ITF Co., Ltd.**  
 102-901, Bucheon Technopark 364,  
 Samjeong-Dong, Ojeong-Gu, Bucheon-City,  
 Gyeonggi-Do, Korea 421-809

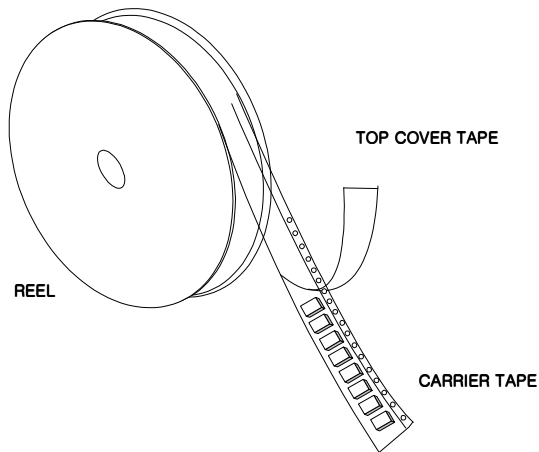
Part No.	F3702	
Rev. Date	2018-05-14	
Rev.	NRTD01-AS06	5/7

# SAW Bandpass Filter F3702



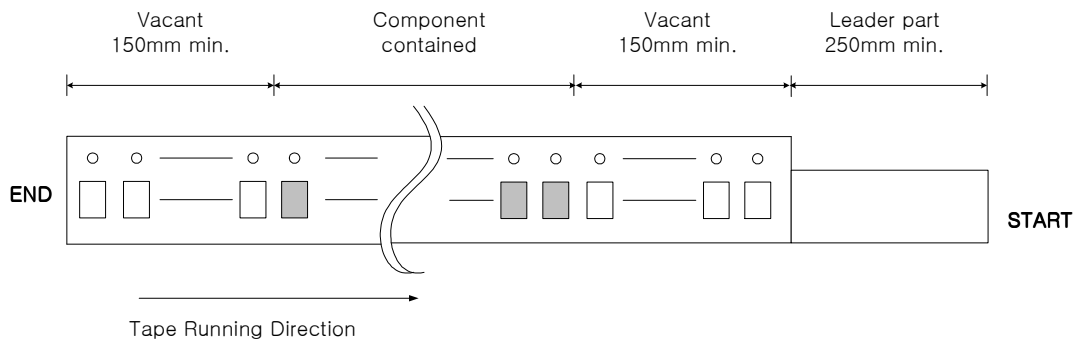
## Packing Specification

1. Reeling Quantity : 1000 pcs / reel
2. Taping Structure : The tape shall be wound around the reel in the direction shown below.



## Tape Specification

1. Leader part and vacant position specification

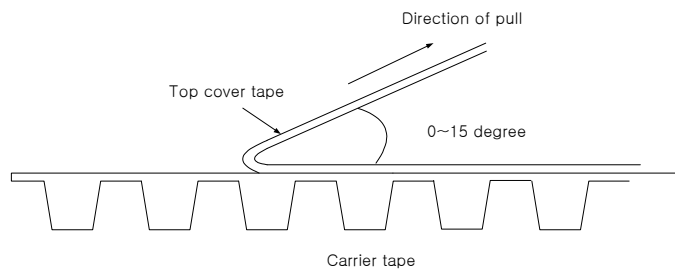


2. Tensile strength of carrier tape

4.4N/mm width

3. Top cover tape adhesion

- 1) pull off angle : 0~15°
- 2) speed : 300mm/min
- 3) force : 20~70g

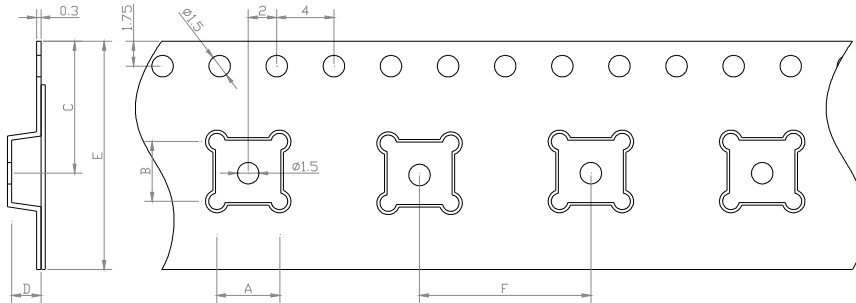


	<b>ITF Co., Ltd.</b> 102-901, Bucheon Technopark 364, Samjeong-Dong, Ojeong-Gu, Bucheon-City, Gyeonggi-Do, Korea 421-809	Part No.	F3702	
		Rev. Date	2018-05-14	
		Rev.	NRTD01-AS06	6/7

# SAW Bandpass Filter F3702

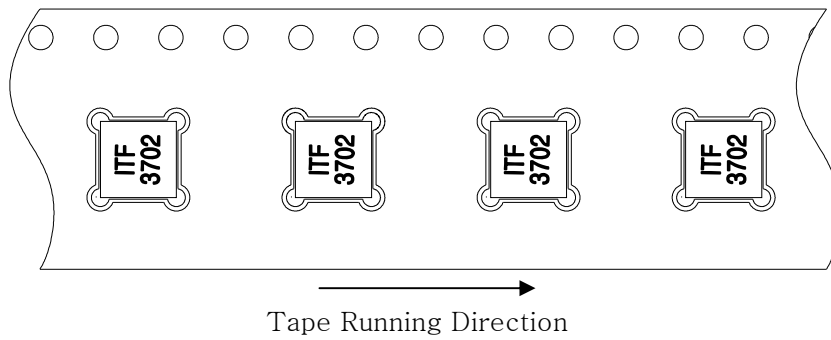


## Carrier Tape Dimensions [unit : mm]

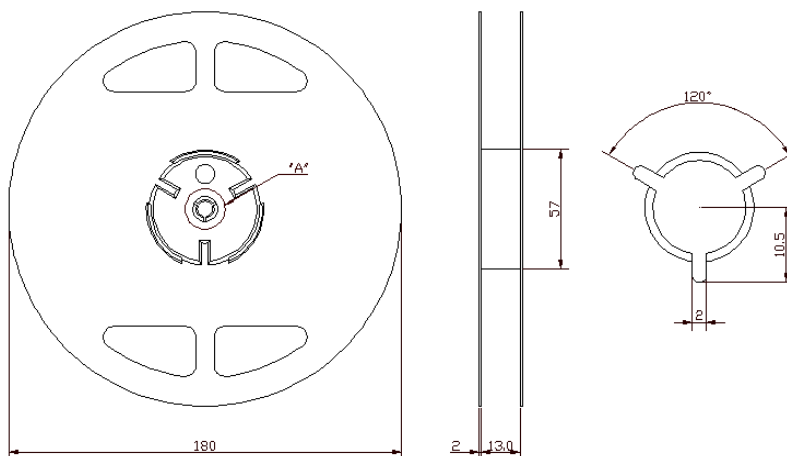



A	4.30 ± 0.1
B	4.30 ± 0.1
C	7.25 ± 0.1
D	1.70 ± 0.1
E	12.00 ± 0.1
F	8.00 ± 0.1

## Part Direction



## Reel Dimensions [unit : mm]



	<b>ITF Co., Ltd.</b> 102-901, Bucheon Technopark 364, Samjeong-Dong, Ojeong-Gu, Bucheon-City, Gyeonggi-Do, Korea 421-809	Part No.	F3702	
		Rev. Date	2018-05-14	
		Rev.	NRTD01-AS06	7/7